


FACE MASK



PRODUCT INFORMATION

PRODUCT:	PP Face Mask
MATERIAL:	25g PP White +25g Filtration + 25g PP Blue
SIZE:	17.5x9cm
COLOR	Light Blue
PACKAGING:	50PCS/Box, 2000PCS/CS
CARTON DIMENSION:	52x28x30CM

 www.atlanticpkg.com

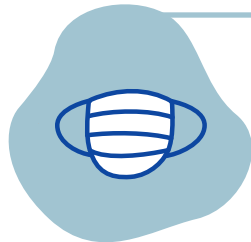
 (800) 722-5841



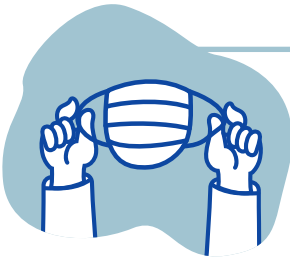
WEAR YOUR MASK SAFELY



1. Wash your hands with soap/water or hand sanitizer before putting on your mask.



2. Identify the top and outside of the mask. The stiff bendable edge is the top and the colored side of the mask is the outside and should face away from you.



3. Hold the mask by the ear loops. Place a loop around each ear. Mold or pinch the stiff edge to the shape of your nose. Make sure there are no gaps between your face and the mask.



4. Avoid touching the front of the mask while wearing it. The front of the mask is contaminated. Only touch the ear loops. If you do touch the outside of the mask, clean your hands with alcohol-based hand rub or soap and water immediately.



5. To remove your mask, use the ear loops and discard immediately in the trash. Clean hands with soap/water or hand sanitizer. Replace the mask with a new one as soon as it is damp or soiled and do not re-use single-use masks.