

Carrier Options

Flat Carriers

- Available for standard, slim & sleek cans, & Alumi-Tek bottles
- 4-pack & 6-pack formats
- Sealed with a recyclable water-based barrier coating for moisture resistance
- Maximizes brand recognition & minimizes packaging waste

C-Clip Carriers

- Available for standard, slim & sleek cans, & Alumi-Tek bottles
- 4-pack & 6-pack formats
- Sealed with a recyclable water-based barrier coating for moisture resistance
- Provides extra support for larger cans in all climates

STANDARD 202/211 Cans

- 4 & 6 Pack Flat
- 4 & 6 Pack C-Clip
(various spine widths)

SLEEK 202/204 Cans

- 4 & 6 Pack C-Clip
(various spine widths)

SLIM 200/202 Cans


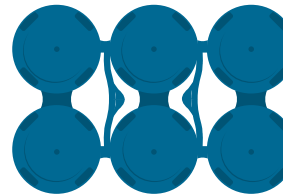

- 4 & 6 Pack C-Clip
(various spine widths)

ALUMI-TEK

- 4 & 6 Pack Flat
- 4 & 6 Pack C-Clip
(various spine widths)



Why Choose Fishbone?



FISHBONE

- ✓ Curbside Recyclable
- ✓ Plastic-Free
- ✓ Branding Opportunity
- ✓ Environmentally Friendly

PAKTECH

- ✗ Curbside Recyclable
- ✗ Plastic-Free
- ✗ Branding Opportunity
- ✗ Environmentally Friendly

HI-CONE

- ✗ Curbside Recyclable
- ✗ Plastic-Free
- ✗ Branding Opportunity
- ✗ Environmentally Friendly

Plastic pollution is the biggest & most pervasive problem harming our ocean environment.

YOU can make a difference.



FISHBONE
BY ATLANTIC PACKAGING



| www.fishbone.com

ELIMINATE
SINGLE USE PLASTIC





What is Fishbone?

Plastic pollution is the biggest and most pervasive problem harming our ocean environment. Brands are working hard to **make a difference by taking action to use less plastic.**

The **Fishbone Beverage Carrier** offers a completely plastic-free alternative to 6-pack and 4-pack plastic rings. It's simple design uses only minimal resources while also giving you billboarding space for your brand and marketing.

In addition to the sustainable can carriers, we've designed the **Fishbone application equipment** with new, innovative designs that accomodate varying production levels to make your operation run smoothly.

We offer a variety of equipment options depending on your specific needs to help you **maximize efficiency and performace.** These options range from high speed, fully automatic, to semi-automatic and manual, which require no additional air or power.


Equipment Options

MACHINE MODEL	UP TO CPM	MACHINE TYPE	APPLIES C-CLIP	6 PACK	4 PACK	STANDARD (12 & 16oz)	SLIM SLEEK (Requires Glue)	OTHER CANS (Call for Details)
Snapper	36	Manual	✓	✓	✓	✓	✓ (Glue not Required)	✓
BCFM	24	Manual	✓	✓	✓	✓	✗	✓
BCF10 V1	24	Semi Automatic	✓	✓	✓	✓	✗	✓
BCF10 V2	40	Semi Automatic	✓	✓	✓	✓	✗	✓
BCF10 V2 (outfeed option)	40	Intermittent Automatic	✓	✓	✓	✓	✗	✓
BCF25-1/-2 (in development)	150/300	Semi/Fully Automatic	✓	✓	✓	✓	✓	✓
BCF40	240	Intermittent Automatic	✓	✓	✓	✓	✗	✓
BCF100	600	Cont. Motion Automatic	✓	✓	✓	✓	✗	✓
BCF100C*	600	Cont. Motion Automatic	✓	✓	✓	✗	✓	✓
BCF200	1200	Cont. Motion Automatic	✓	✓	✓	✓	✗	✓
BCF200C	1200	Cont. Motion Automatic	✓	✓	✓	✗	✓	✓
BCF300	1800	Cont. Motion Automatic	✓	✓	✓	✓	✗	✓
BCF300C	1800	Cont. Motion Automatic	✓	✓	✓	✗	✓	✓




SNAPPER

Handheld applicator; no air or power required




BCFM

Manually operated table-top; no air or power required



BCF10

Table-top with outfeed conveyor; air & power required



BCF25

Fully automated or semi-automatic; runs up to 150 cans/min



BCF40

Intermittent motion applicator; runs up to 240 cans/min



BCF100

Fully automatic, high speed applicator; runs up to 600 cans/min